



Milpitas Star Aquatics

Resuming Operations: Strategic Plan

Message

Dear Members,


We hope that you and your loved ones have stayed safe and healthy throughout this unprecedented time. We are pleased to see that some of you have been watching our swimming technique/exercise videos on our Youtube channel and hope that you continue to enjoy the content that we have pushed out.

Currently, we are preparing and looking to reopen our facilities as soon as it is *safe* to do so. The reopening of our facilities will be done so in accordance with public health guidelines and in a manner that will secure the health and well-being of both our staff and members.

We want to ensure that every individual entering our facilities will feel safe and comfortable throughout their entire workout.

Sincerely,

MSTA



Protocols to be Implemented for Business Reopen

Facility Protocols

Student/Swimmer Protocols

Family Guardian Cooperation Protocol

Staff Protocols

Class Handling Protocols



Facility Protocols



- Floor markers will be used in order to guide one way traffic and enforce social distancing
- Hand sanitizers will be installed at all entrances with markings in order to quickly identify where they are located
- Signs will be posted around facility to remind staff and members to wash hands
- An additional room will be provided to seat families while they wait for their swimmer
- Locker rooms will remain available for basic restroom needs and usage, but we strongly encourage for their use to be minimized to better protect all members and staff.
- Members must use designated entrances and exits in order to avoid unnecessary contact with others.

Facility Protocols: Sanitation Schedule



Hourly

- Pool chemical check schedule:
 - Every 2 hours
- Bathroom walk through schedule:
 - Will be checked, cleaned, and maintained every 2 to 3 hours

Daily

- Pool deck and windows will be cleaned daily
- Anything that is touched by anyone such as, gym equipment, door handles, and railings will all be disinfected daily
- Front desk will be disinfected daily

Weekly

- Power wash of the pool deck will be conducted twice a week
- Product WysIWash will be used to clean all deck surfaces

Staff Protocols

- Prior to entering the facility to start their shift, staff will have their temperature checked.
- Staff, including swim instructors, will be required to wear PPE throughout their whole shift.
- Hand sanitizer will readily available to all staff and members.
- Frequent hand washing will be mandated.
- All staff will be trained on protocols, making them capable of executing sanitation and social distancing.
- Plexiglass will be placed in front of the front desk workers for added protection to staff and members.



Student/Swimmer Protocol

Student/Swimmer Timeline

- Before coming to class, the swimmer is expected to have his/her temperature checked at home.
- Following temperature check, swimmer will change into their swimsuit, and bring goggles and towels in a personal bag or basket. If age of 12 or over swimmer must wear a face mask.
- Upon arrival, swimmer will follow onsite staff instruction to the designated class area.
- Swimmer will then follow their instructors instructions during class.
- After class the, swimmer will follow the instructors instructions and follow the traffic flow sign to exit facility.



Family Guardian Cooperation Protocol

- Due to the limited space for viewing and social distancing requirement, please limit one family guardian to coming into the facility
- Temperature and symptom checking before coming to class
- After coming into the facility, stay at the area with signs
- Wear face mask and keep social distancing at all time
- Use hand sanitizer whenever needed
- Follow the traffic sign to find and pick up your child after the class and then exit the facility



Class Handling Protocol

- Instructor will wear proper PPE while teaching class
- Instructor will try to place students at proper social distancing during class
- Both instructor and students should try to avoid physical contact during class
- Instructor will instruct student on how to follow the facility traffic flow sign to leave the facility after class



Return to Pool *Road Map*



Entry Checks

1



Enter
Facility

2



Go to
Assigned
Lane

3



Set Items
Down

4



Awesome
Lesson!

5



Dry Off &
Retrieve
Items

6





Exit

Departure

MSTA



- **Large pool:** Swimmers will use the *left* entrance and follow *green* arrows. Swimmers will place belongings in front of pool designated area labeled as: 
- **Small Pool:** Swimmers will use *right* entrance and follow *blue* arrows. Swimmers will place belongings in front of pool designated area labeled as: 
 - At the end of class all swimmers will pick up their belongings and immediately exit facility by following their respective arrows.

Let's review some concepts

Social Distancing

Markings will be provided in order to follow social distancing guidelines

Sanitation

Hand sanitizer will be provided at entrances

Signage

Signs will be posted throughout facility reminding all individuals to follow health safety protocols

Staff Training

All staff will be trained in order to follow and enforce new protocols.

Map Layout

Map layouts have been provided in order to direct and promote one way traffic

Temperature Checks

All staff will have their temperature checked before entering facility



Thanks!

Any questions?

→ info@msta-swim.com

